

DEPARTMENT 10



4-H AND FFA
Penn State Cooperative Extension
570-724-9120



4-H and FFA members carrying livestock projects who wish to stay in the barns must obtain a **WEEKLY PASS**. Livestock must be on the grounds by 3 p.m., Monday, August 7, 2023 and remain until 8 p.m., Saturday, August 12, 2023.

ELIGIBILITY

4-H members must have passed their eighth birthday but not have passed their nineteenth birthday by January 1 of the current year. Exhibitors must be 4-H members, carrying a project in the field in which they wish to make entry. All 4-H members must be a member in good standing in the Tioga County 4-H program.

4-H Project and Record Books must be up-to-date and must be judged at the 4-H Book Roundup.

Students enrolled in an accepted vocational school curriculum must be conducting a project in the class in which they wish to make entry. Students enrolled in general home economics in a comprehensive high school are considered as qualifying. All entries shall be approved prior to the fair by a member of the Pennsylvania Department of Education, Agricultural or Home Economics Staff or their designated representatives.

All 4-H/FFA Entries must be submitted to EACH Open Barn Chairperson by postmarked/due on or before July 24, 2023



4-H & FFA JUNIOR LIVESTOCK SALE
Saturday, August 12, 2023, 2:00 p.m.



Market hogs, lambs, steers, goats and rabbit and poultry pens exhibited during the Tioga County Fair are sold at the 4-H/FFA Junior Livestock Sale. Members use these moneys to assist with their educational or career plans after high school and/or to expand their livestock enterprise. This is a great opportunity to buy a quality product and support the agricultural youth of Tioga County.

Grand and Reserve Grand Champion animals in all market species must be sold.

All Youth who do not want to sell in the sale, you must INFORM the barn chair before selection of the market championship. Youth who choose to remove animals from the sale must sign a sale removal form.

This is a Terminal Sale. Animals are not sold as Breeding animals.

All Market Exhibitors MUST Have a Current "Meat Quality Assurance Certificate"

Members must be present to put their market animals through the sale, unless there is a direct (activity occurring at the same time as) conflict with the sale. In which another 4-H/FFA member may substitute. Conflict must be brought to chairman prior to the start of fair to be approved by the Livestock Sale Committee.

DEPARTMENT 10



SECTION A-2 TYPE
DAIRY CATTLE



Wednesday, August 9, 2023 8:45 a.m.

RULES & REGULATIONS (Refer to General & Health Rules)

- 4-H members must be enrolled in the 4-H dairy project by program enrollment deadlines. Dairy animals must be enrolled by May 1, 2023 with final entry selections due by June 1, 2023. Refer to the 4-H Dairy Project Requirements from the Extension Office for class details. See Open Show Rules and Regulations for other entry deadlines.
- 4-H Project and Record Books must be up-to-date and must be judged at 4-H Roundup .
- 4-H and FFA members must be present and have charge of their animals at the time of judging.
- Good Housekeeping Awards will be awarded by club.
- Non-registered and leased animals will follow the same ownership dates as registered animals. 4-H Dairy Roundup specific requirements will be available from Penn State Cooperative Extension Office.

NOTE: CLASSIFICATION AND PREMIUMS LISTED ARE TO APPLY TO EACH OF THESE BREEDS:

- | | | |
|----------------|----------------|----------------------|
| A. Ayrshire | C. Guernsey | F. Milking Shorthorn |
| B. Brown Swiss | D. Holstein | G. Lineback |
| E. Jersey | H. Red & White | |

Show order: Showing & Fitting, Milk Cows, Junior Calves

- | CLASS | Premiums | \$12 | \$10 | \$8 | \$6 | \$4 |
|---|-----------------|-------------|-------------|-------------|-------------|---------------|
| 1. Spring junior calf born between 3/1/23 and 5/31/23 | | | | | | |
| 2. Winter intermediate calf born between 12/1/22 and 2/28/23 | | | | | | |
| 3. Fall senior heifer calf born between 9/1/22 and 11/30/22 | | | | | | |
| 4. Summer Yearling heifer born between 6/1/22 and 8/31/22 | | | | | | |
| 5. Spring (Jr) Yearling heifer born between 3/1/22 and 5/31/22 | | | | | | |
| 6. Winter (Int) Yearling heifer born between 12/1/21 and 2/28/22 | | | | | | |
| 7. Fall (Sr.) Yearling heifer born between 9/1/21 and 11/30/21 | | | | | | |
| 8. Junior Champion Female | | | | | | Ribbon |
| 9. Reserve Junior Champion Female | | | | | | Ribbon |
| | Premiums | \$20 | \$18 | \$16 | \$14 | \$12 |
| 10. Dry Cow, Senior 2 years old and over born before 3/1/21 | | | | | | |
| 11. Fall Yearling in Milk (must have calved) born between 9/1/21 and 11/30/21 | | | | | | |
| 12. Cow, Junior 2 years old born between 3/1/21 and 8/31/21 | | | | | | |
| 13. Cow, Senior 2 years old born between 9/1/20 and 2/28/21 | | | | | | |
| Cow, Junior 3 years old born between 3/1/20 and 8/31/20 | | | | | | |
| 15. Cow, Senior 3 years old born between 9/1/19 and 2/28/20 | | | | | | |
| 16. Cow, 4 years born between 9/1/18 and 8/31/19 | | | | | | |
| 17. Cow, 5 years born between 9/1/17 and 8/31/18 | | | | | | |
| 18. Cow, 6 years and over born before 9/1/17 | | | | | | |

DEPARTMENT 10



SECTION A-2 TYPE DAIRY CATTLE

Wednesday, August 9, 2023 8:45 a.m.



- | | |
|------------------------------------|---------------|
| 19. Senior Champion Female | Ribbon |
| 20. Reserve Senior Champion Female | Ribbon |
| 21. Grand Champion Female | Ribbon |
| 22. Reserve Grand Champion Female | Ribbon |

- | | | |
|--|---------------------------------------|---------------|
| CLASS | Premiums \$14 \$10 \$8 \$6 \$4 | |
| 23. Dam & Daughter (Dam must be owned by exhibitor-daughter must be bred and owned by exhibitor) | | |
| 24. Produce of Dam - Exhibitor must be breeder of two animals from the same dam | | |
| 25. Dairy Herd — 3 animals owned by exhibitor | | |
| 26. Best 4-H animal owner-breeder Holstein | | Trophy |
| 27. Best 4-H animal owner- breeder Colored | | Trophy |
| 28. Best FFA animal owner-breeder | | Trophy |

SECTION A-2-1 DAIRY CATTLE SHOWMANSHIP CONTEST Wednesday, August 9, 2023 8:45 a.m.

- | | |
|----|--|
| 1. | 4-H AND FFA members may show an animal in the showmanship competition provided it has been carried as a project and is owned by the exhibitor. |
| 2. | Substitute Showman are not eligible for Showmanship Awards. |

- | | | |
|---|--------------------------------------|----------------------------------|
| CLASS | Premiums \$10 \$8 \$6 \$4 \$2 | |
| 1. Showmanship exhibitors age 16 & over | | |
| 2. Showmanship exhibitors 13, 14, 15
Grand Champion Senior Showman | | Charles Huffman Award |
| 3. Showmanship exhibitors 11, 12 | | |
| 4. Showmanship exhibitors 8, 9, 10
Grand Champion Junior Showman | | Charles Huffman Jr. Award |

DEPARTMENT 10



SECTION A-3 BEEF CATTLE BREEDING CLASSES

Thursday, August 10, 2023, 8:30 a.m.



When on exhibition in the ring, each animal must be under halter and in charge of owner or owner's representative.
--

NOTE: CLASSIFICATION AND PREMIUMS LISTED ARE TO APPLY TO EACH OF THESE BREEDS.

- | | |
|---|--------------------|
| A. Angus | E. Simmental |
| B. Charolais | F. Limousin |
| C. Hereford (Horned or Polled competing) | G. Others by Breed |
| D. Shorthorn (Horned or Polled competing) | |

- | | | |
|---|---------------------------------------|----------------|
| CLASS | Premiums \$14 \$10 \$8 \$6 \$4 | |
| 10. Junior Heifer calf born after 1/1/23 | | |
| 11. Senior Heifer calf born between 9/1/22 and 12/31/22 | | |
| 12. Summer Yearling heifer born between 5/1/21 and 8/31/21 | | |
| 13. Junior Yearling heifer born between 1/1/22 and 4/30/22 | | |
| 14. Senior Yearling heifer born between 9/1/21 and 12/31/21 | | |
| 15. 2 Yr. Old Cow born between 1/1/21 and 8/31/21 | | |
| 16. 3 Yr. Old Cow born between 1/1/20 and 12/31/20 | | |
| 17. 4 Yr. Old Cow born between 1/1/19 and 12/31/19 | | |
| 18. 5 Yr. Old Cow born before 1/1/19 | | |
| 19. Cow with current year's calf | | |
| 20. Champion Female (first place female competing) | | Ribbon |
| 21. Reserve Champion Female | | Ribbon |
| (First place females and second place to champion) | | Rosette |
| 24. Supreme Champion | | Rosette |
| 25. Reserve Supreme Champion | | |



SECTION A-3-1 4-H & FFA MARKET STEERS



RULES & REGULATIONS

- | | |
|----|--|
| 1. | Beef steers shall be free of infections and transmissible disease. |
| 2. | NO EXHIBITOR MAY ENTER MORE THAN TWO ANIMALS. OF THOSE, ONLY ONE MAY BE SOLD IN THE JUNIOR LIVESTOCK SALE. |
| 3. | Steers must be owned and registered in the Extension Office by Dec. 1, 2022. |
| 4. | The Junior Livestock Sale Committee will determine if steers are in proper Market condition to be sold. Steers must weigh at least 900 pounds and be in market condition. |
| 5. | 4-H and FFA members must be present and have charge of the animals at the time of judging, weighing and sale. |
| 6. | Market animals will be weighed on the same set of scales by the weighmaster appointed by the Livestock Committee. |
| 7. | All Market Exhibitors MUST Have a Current "Meat Quality Assurance Certificate" |
| 8. | All animals Shown in the 4-H Market Steer Show will be sold in the Junior Livestock Sale. All 4-H market animals are a terminal project. These animals are sold with the intention they are going to the market for slaughter. They may not return the next year as a 4-H project animal. |

DEPARTMENT 10



SECTION A-4-5 4-H & FFA SHEEP FITTING AND SHOWMANSHIP



Thursday, August 10, 2023 4:00 p.m.

Exhibitor age is determined as of
January 1st of the current year

CLASS	Premiums \$10 \$8 \$6 \$4 \$2
1. Youth Showman (Ages 8 - 10)	
2. Junior Showman (Ages 11 - 13)	
3. Intermediate Showman (Ages 14 - 16)	
4. Senior Showman (Ages 17 and over)	
5. Champion Showman	Trophy
6. Res. Champion Showman	Trophy



SECTION A-5-2 4-H AND FFA MARKET SWINE



RULES & REGULATIONS

1. 4-H members must be enrolled in the 4-H market swine project by program enrollment deadlines (see Page 24). Hogs must be enrolled by May 1, 2023. Refer to the 4-H Market Swine Project Requirements from the Extension Office for class details. See Open Show Rules and Regulations for other entry deadlines.
2. 4-H Project and Record Books must be up-to-date and must be judged at 4-H Roundup.
All record books must be verified for completion by the FFA Advisor.
3. 4-H and FFA members must be present and have charge of their animals at the time of judging, weighing and sale.

**All 4-H/FFA Entries must be submitted to EACH
Open Barn Chairperson by postmarked/due on or
before July 24, 2023.**

DEPARTMENT 10



SECTION A-5-2 4-H AND FFA MARKET SWINE



RULES & REGULATIONS

4. Swine shown in Market Classes cannot be shown in Breeding Classes and vice-versa.
5. Market hogs must weigh at least 200 pounds and not over 300 pounds to sell in the Junior Livestock Sale. **(Over 300 lb. hogs are not eligible for the Livestock Sale.)**
6. **All Market Exhibitors MUST Have a Current "Meat Quality Assurance Certificate"**
7. No exhibitor may enter more than two market animals.
8. Market animals will be weighed on the same set of scales by a weighmaster appointed by the Tioga County Fair Board.
9. **Market Swine are born after Feb. 1 of the current year.**

CLASS	Premiums \$10 \$8 \$6 \$4 \$2
1. Market Swine	
A. Light Weight #1	
B. Light Weight #2	
C. Light Weight #3	
D. Champion Light Weight	Ribbon
E. Res. Champion Light Weight	Ribbon
F. Medium Weight #1	
G. Medium Weight #2	
H. Medium Weight #3	
I. Champion Medium Weight	Ribbon
J. Res. Champion Medium Weight	Ribbon
K. Heavy Weight #1	
L. Heavy Weight #2	
M. Heavy Weight #3	
N. Champion Heavy Weight	Ribbon
O. Res. Champion Heavy Weight	Ribbon
2. Champion Market Hog	Banner
3. Reserve Champion Market Hog	Banner
4. Pair Market Swine	
A. Light Weight #1	
B. Light Weight #2	
C. Light Weight #3	
D. Medium Weight #1	
E. Medium Weight #2	
F. Medium Weight #3	
G. Heavy Weight #1	
H. Heavy Weight #2	
I. Heavy Weight #3	
5. Champion Pair Market Swine	Rosette
6. Reserve Champion Pair Market Swine	Rosette

DEPARTMENT 10




SECTION A-6-3 4-H AND FFA DAIRY & MEAT GOAT SHOWMANSHIP



CLASS	PREMIUMS
1. Showmanship, age 8 to 9	\$10 \$8 \$6 \$4 \$2
2. Showmanship, age 10 to 12	\$10 \$8 \$6 \$4 \$2
3. Showmanship, age 13 to 15	\$10 \$8 \$6 \$4 \$2
4. Showmanship, age 16 & over	\$10 \$8 \$6 \$4 \$2
5. Master Showman	Rosette

Show order for the 2023 4-H & FFA GOAT SHOW
Dairy and Meat Goat Show
Arrangement of Classes



DEPARTMENT 10

SECTION A-6-2 4-H AND FFA MARKET GOATS

Show order for the 2023 4-H & FFA GOAT SHOW
Dairy and Meat Goat Show
Arrangement of Classes

REFER TO DEPT. 6 IN FRONT OF THIS BOOK

1. 4-H members must be enrolled in the 4-H market goat project by program enrollment deadlines . Goats must be enrolled by May 1, 2023
2. Refer to the 4-H Market Goat Project Requirements from the Extension Office for class details. See Open Show Rules and Regulations for other entry deadlines.
3. 4-H Project and Record Books must be up-to-date and must be judged at 4-H Roundup.
4. Minimum weight for a market kid is 50 pounds. No exhibitor may enter more than two (2) market animals. Market animals not meeting the minimum weight requirements will be shown in the feeder class and are not eligible to be sold in the Junior Livestock Sale.
5. Market Goats need to be castrated or fixed by June 1 and must be healed by fair time
6. Market weight classes to be set by the livestock committee. All market sale goats must be born between January 1 and May 1 of fair year.
7. Market animals cannot be shown as breeding stock and vice versa.
8. All animals entered in the 4-H Market Goat Show will be sold in the Junior Livestock Sale. All 4-H market animals are a terminal project. These animals are sold with the intention they are going to the market for slaughter. They may not return the next year as a 4-H project animal.

All Market Exhibitors MUST Have a Current "Meat Quality Assurance Certificate."

DEPARTMENT 10



SECTION A-8 4-H AND FFA POULTRY



Superintendent:

Melanie Berndtson 814-933-2984

Derek Remley 717-406-3256

ALL Entries MUST BE Postmarked by July 24, 2023

No late entries accepted.

Send entries to:

Melanie Berndtson

9006 Route 6

Wellsboro, PA 16901

POULTRY SHOW SCHEDULE

9:00 A.M., Monday, August 7, 2023

Showmanship and Breed Classes

RULES & REGULATIONS

(Refer To General & Health Rules)

GENERAL RULES

1. **Eligibility:** Class is open to any 4-H or FFA member currently carrying a poultry project. The exhibit must be raised by the exhibitor and be related to his or her current project.
2. 4-H members must be enrolled in the 4-H poultry project by program enrollment deadlines. All birds must be enrolled by June 1, 2023. 4-H project and record books must be up to date and must be judged at 4-H roundup, on Saturday, August 3, 2023.
3. No entry fee will be charged for 4-H/FFA classes in Dept. 10.
4. All 4-H/FFA poultry exhibitors must have a current "Quality Assurance Certificate".
5. 4-H and FFA members may show two birds per individual class.

DEPARTMENT 10



SECTION A-8 4-H AND FFA POULTRY



NEW FOR 2023:

The Pennsylvania Department of Agriculture has decided to protect Pennsylvania's \$7.1 billion dollar poultry industry from the threat of Highly Pathogenic Avian Influenza by banning poultry and egg exhibitions at 2023 Fairs.

NO LIVE POULTRY, FOWL AND EGGS WILL BE ALLOWED TO BE ENTERED AND BE ON SITE.

1. All breed classifications will be open to **YOUTH Only** (ages 8 to 18 as of January 1, 2023) for the Show via photo submissions,
2. Youth will be required to submit 4 photos of each bird /entry. Photos will need to include the front, back and each side of the bird. Photos must be color and printed on 8½ by 11 inch paper and dropped off to the Tioga County Poultry Barn by 9am, Monday August 7th. Each photo needs to be clearly labeled on the back with exhibitor name, entry name, class number/name, photo# of 4.

CLASSES NUMBERED ON CHARTS BELOW

PREMIUMS \$10 \$8 \$6 \$4 \$2

Section 1				
Purebred Chicken Classes				
Large Fowl	Cock	Hen	Cockerel	Pullett
Any American Breed	1	2	3	4
Any English Breed	5	6	7	8
Any Continental Breed	9	10	11	12
Any Other Standard Breed	13	14	15	16
Any Asiatic Breed	17	18	19	20
Any Mediterranean Breed	21	22	23	24
Best Of Class	Rosette	25		
Reserve Best Of Class	Rosette	26		

DEPARTMENT 10



SECTION A-8
4-H AND FFA POULTRY



DEPARTMENT 10



SECTION A-8
4-H AND FFA POULTRY



Section 2		PREMIUMS \$10 \$8 \$6 \$4 \$2			
Purebred Bantam Classes					
Bantoms	Cock	Hen	Cockerel	Pullett	
Any Clean Legged	1	2	3	4	
Any Feather Legged Breed	13	14	15	16	
Any Game Bird	17	18	19	20	
Best Of Class	Rosette	21			
Reserve Best Of Class	Rosette	22			

Section 3		PREMIUMS \$10 \$8 \$6 \$4 \$2			
Purebred Waterfowl (Domestic Only) Classes					
Waterfowl (Domestic Only)	Cock	Hen	Cockerel	Pullett	
Any Bantam Duck	1	2	3	4	
Any Other Duck	5	6	7	8	
Any Goose	9	10	11	12	
Best Of Class	Rosette	13			
Reserve Best of Class	Rosette	14			

Section 4		PREMIUMS \$10 \$8 \$6 \$4 \$2			
Purebred Turkey Classes					
Turkeys (Domestic Only)	Cock	Hen	Cockerel	Pullett	
Any Standard Breed Turkey	1	2	3	4	
Best Of Class	Rosette	5			
Reserve Best of Class	Rosette	6			

DEPARTMENT 10



SECTION A-8-1
4-H AND FFA POULTRY



DEPARTMENT 10



SECTION A-8
4-H AND FFA POULTRY



Poultry Skillathon: A-8-4

PREMIUMS \$10 \$8 \$6 \$4 \$2

A skillathon is test of a youth's knowledge and skills in a certain subject area. In the poultry skillathon this year, there will be four stations to test the youth's knowledge in poultry. They will have to answer questions and complete activities related to a specific poultry topic area at each station. The Stations for the 2023 poultry skillathon will include:

Egg Grading, Carcass Evaluation, Parts of a Chicken, General Knowledge Exam

Skillathon will take place Monday, August 7th at 10:30 am.


Class:

1. Youth, ages 8-10
2. Junior, ages 11-13
3. Intermediate, ages 14-16
4. Senior, ages 17 and older

Youth Poultry Scrapbook Contest: A-8-5

PREMIUMS \$10 \$8 \$6 \$4 \$2

1. All entries must be made by currently enrolled 4-H and FFA members enrolled as part of the current year's project work.
2. Each contestant or club may enter one scrapbook.
3. Each article will be judged according to the exhibition guidelines.
4. Each exhibiter must attach identification to the back of each scrapbook: name, address, zip code, and country.
5. All scrapbooks must be the standard 12"x12" format, have a creative cover, and a minimum six pages (front and back).
It should include material to tell the member's or club's story of their poultry project activities over the past calendar year.
The scrapbook should include photos, articles, ribbons, and other creative ways to graphically tell the member's or club's story.
6. No kits or patterns from commercial sources will be accepted.
7. Scrapbooks must be entered by Monday, August 7th at 9:00 am.



**DUE TO CONCERNS OF SPREADING HIGHLY
PATHOGENIC AVIAN INFLUENZA (HPAI)**

**THERE WILL BE NO EXHIBITION OF LIVE POULTRY
AT THE TIOGA COUNTY FAIR IN 2023!!**

DEPARTMENT 10



SECTION A-9-1 4-H AND FFA RABBITS Sunday, August 6, 2023 - 9:30 AM



Superintendent: Lynda Swan
814-258-5108
lyndale_farms@yahoo.com

Health Check-In and Cooping for 4-H/FFA

Saturday, Aug. 5, 2023 between 10 AM-3 PM.

Sunday, Aug. 6, 2023 between 7 AM – 8:30 AM

No animals will be released before 8:00 PM Saturday, Aug. 12

ENTRY DEADLINE ON OR BEFORE JULY 24, 2023 NO LATE ENTRIES WILL BE ACCEPTED

Mail entries w/postmark on or before July 24, 2023 to:

Lynda Swan
1326 State Road
Middlebury Center, PA 16935
or

Entries will be accepted Online via Fair Entry Link at

www.tiogacountyfair.com

No later than July 24, 2023

RULES & REGULATIONS (Refer to General Rules)

1. 4-H members must be enrolled in the 4-H rabbit project by program enrollment deadlines. Rabbits must be enrolled by June 1, 2023. Refer to the 4-H Rabbit Project Requirements from the Extension Office for class details. See Open Show Rules and Regulations for other entry deadlines.
2. 4-H Project and Record Books must be up-to-date and judged at 4-H Roundup.
3. Breed classes for 4-H and FFA Show are the same as listed in Open Dept. 9 - Please refer there for more information.
4. 4-H Cloverbuds are only entered in the Open Show Dept. 9 per 4-H policy. Cloverbuds are welcome and encouraged to coop their rabbits with their 4-H Club for the week of the fair. Please simply write "COOPING REQUESTED" on the top of the entry form and follow check in and cooping times listed above.
5. The 4-H PET rabbit class is only offered in the 4-H/FFA show. Pet rabbits may not be entered in any other classes. (They do not qualify for Best of Breed or Best of Show) They can be used in Showmanship.
6. All rabbits must be permanently and legibly tattooed in left ear prior to arriving to the fair grounds for all classes including 4-H Pet Class.
7. All rabbits are judged according to the latest ARBA standard of perfection book. Judges decisions are final.
8. 4-H and FFA exhibitors are required to coop & display all entered rabbits, as cage space allows, for the entire week of the fair. No rabbits will be released before 8 PM Saturday, August 12th, unless preapproved by the barn superintendent. Prior to leaving, please check out with Barn Chairperson.
9. All rabbits must be in the showroom by 8:30 AM. Show starts at 9:30 AM. Please see check in and cooping times listed above.

DEPARTMENT 10



SECTION A-9-1 4-H AND FFA RABBITS



10. Each exhibitor must sign the owner endorsed "Veterinary-Client-Patient-Relationship Statement" provided on the entry form. All rabbits will be health checked upon arrival. Any rabbits displaying clinical signs of contagious or infectious disease or appear ill must be removed from the fairgrounds and the entry fee will be forfeited. **Out of state rabbits require a veterinarian signed Health Certificate. (Certificate of Veterinary Inspection.)**
11. Exhibitors are responsible for keeping their animals and immediate area clean and neat as possible. Exhibitors (or a representative) are responsible for the care of their own animals. Exhibitors must supply their own feed, bowls, bottles and supplies.
12. Upon release of animals on Saturday evening – Exhibitors are required to clean out bedding and waste, remove anything attached to the cage including signs, tags, ribbons, zip ties and staples, except for Market Meat Pens until picked up by the buyers and released by the Superintendent.
13. All rabbit exhibitors (or a representative) are expected to help clean up the barn and take down pens. Clean up will be Sunday August 13th at 7:30 AM. If you have a conflict and are not able to help clean up, please contact the barn superintendent at check in prior to fair.
14. Exhibitors are responsible for carrying their own rabbits to the judging table, help from an adult or another youth is permitted if needed. No adult may show a rabbit for a youth. Horse exhibitors and fair queen participants with conflicts at the time of their rabbit classes can have another youth show their rabbits for them in all classes except showmanship, with prior approval of the barn superintendent.

4-H and FFA Rabbits

(4 and 6 class breeds are listed in Dept. 9)

1.) Breed Classes	Premiums
A.) Individual 4 Class Breeds	\$5 \$4 \$3 \$2 \$1
B.) Individual 6 Class Breeds	\$5 \$4 \$3 \$2 \$1
C.) Best in Show	\$15
D.) Reserve Best in Show	\$10
2.) 4-H/FFA Pet Rabbit Class	\$5 \$4 \$3 \$2 \$1

4-H and FFA Meat Classes

3.) Meat Classes	Premiums
A.) Stewer: One rabbit, 6 months & over, minimum weight 8 lbs,	\$5 \$4 \$3 \$2 \$1
.B.) Roaster: One rabbit, under 6 months old, 5½ -9 lbs.	\$5 \$4 \$3 \$2 \$1
C.) Single Fryer: One rabbit, not over 10 weeks old (70 days) 3½ to 5½ lbs.	\$5 \$4 \$3 \$2 \$1

DEPARTMENT 10



SECTION A-8-1
4-H AND FFA POULTRY



DEPARTMENT 10



SECTION A-8-1
4-H AND FFA POULTRY



Section 5		PREMIUMS \$10 \$8 \$6 \$4 \$2			
Production Chicken Classes					
	Cock	Hen	Cockerel	Pullett	
Any Production Breed	1	2	3	4	

Youth Showmanship A-8-2

PREMIUMS \$10 \$8 \$6 \$4 \$2

1. **NO LIVE BIRDS** will be used for showmanship.
2. Exhibitors will be judged on their ability to handle and examine poultry, the exhibiter’s knowledge of poultry, appearance and actions. Knowledge tested will be age appropriate and consist of questions related to breeds, Classes, and standard care and management of poultry. Specific scoresheet and requirements can be obtained From the Poultry Department Chair.

Showmanship will take place Monday, August 7th at 9 am.

Class:

1. Youth Showmanship, Ages 8-10
2. Junior Showmanship, Ages 11-13\
3. Intermediate Showmanship, Ages 14-16
4. Senior Showmanship, Ages 17 and over

Champion Showman
Reserve Champion Showman

Rosette
Rosette

Youth Poster Contest : A-8-3

PREMIUMS \$10 \$8 \$6 \$4 \$2

1. All entries must be made by currently enrolled 4-H and FFA members as part of the current year’s project work.
2. Each contestant can enter two poster classes but no more than one poster per class.
3. Each article will be judged according to the exhibit guidelines.
4. Each exhibiter must attach identification to the back of each poster: name, address, zip code, and county.
5. All poster’s must be 14” X 22” in size. All others will be disqualified.
6. Posters must be displayed by 9am, Monday August 7th.
7. Contestants are encouraged to exhibit their poster’s at the 2024 PA Farm Show.

CLASSES:

Science of Poultry : Incubation, diseases, embryology, anatomy (internal, external), research projects, etc.

- 1) Beginner Level, Ages 8-12
- 2) Advanced Level, Ages 13-18

Breeds and History of Poultry: Breed traits (comb, plumage types), classes, breeds, history

- 3) Beginner Level, Ages 8-12
- 4) Advanced Level. Ages 13-18

Care of Poultry: Brooding, feeding, housing, management, bio-security, etc.

- 5) Beginner Level, Ages 8-12
- 6) Advanced Level. Ages 13-18

Consumption of Poultry: Products, food safety, food preparation, eggs, meat, nutritional information

- 7) Beginner Level, Ages 8-12
- 8) Advanced Level. Ages 13-18

DEPARTMENT 10



SECTION A-9-1 4-H AND FFA RABBITS



4) Market Rabbit Meat Pens Premiums \$10 \$8 \$6 \$4 \$2

Grand Champion Meat Pen Rosette
Reserve Champion Meat Pen Rosette
Limit of 2 Meat Pens per Exhibitor

Each pen consists of 3 rabbits, all the same variety (color), not over 10 weeks old (70 days) . 3½ - 5½ pounds in weight for each rabbit. Official Weigh In will be done at time of check in.

RULES AND REGULATIONS (Refer to General and Health Rules)

1. 4-H and FFA Market Exhibitors must have a current "Quality Assurance Certificate".
2. All Market Meat Pens must be pre-registered with the 4-H Extension Office by the program enrollment deadline of June 1, 2023. Refer to the 4-H market rabbit project requirements from the extension office for class details. An Official Entry form must also be submitted on or before July 24, 2023. Refer to entry details above. All general rules and regulations in the Rabbit Dept. apply, please refer to them.
3. Exhibitors are allowed to show and sell 2 meat pens
4. Meat Pen Rabbits **MUST be raised by the exhibitor and born on their premises.** The Bred Doe must be in the exhibitors possession and pre-registered with the 4-H Extension Office by the June 1, 2023 deadline. Exhibitors may register up to 6 bred Does, that will kindle on their premises and be raised by the exhibitor. Selection of your meat pen rabbits must be from the kits produced out of any of the pre-registered Does. Ear numbers on meat pen rabbits must match both the Pre- registration form and tattoo on the day of Check In. A meat pen consists of 3 rabbits per pen, each Rabbit will be officially weighed at the time of check in and must meet the the weight requirements of 3½ - 5½ lbs. in order to show and sell in the Jr. Livestock Auction. Those not making weight will be dismissed. An option will be given for the Youth to enter meat pen rabbits that don't make weight into an Open Only Day of Show Meat Class with a \$2.50 entry fee per rabbit and be eligible for ribbons and premiums but **NOT** be eligible to be sold at the Jr. Livestock Auction. Any questions Please contact the Barn Superintendent.
5. 4-H and FFA Market Rabbit Pens that qualify to show and sell at the Jr. Livestock Auction are a terminal project. These animals are sold with the intention they are going to slaughter.

SECTION A-9-2 4-H AND FFA RABBIT SHOWMANSHIP

CLASS	PREMIUMS
1. Youth Showmanship - Ages 8-10	\$10 \$8 \$6 \$4 \$2
2. Junior Showmanship - Ages 11-13	\$10 \$8 \$6 \$4 \$2
3. Intermediate Showmanship -Ages 14-16	\$10 \$8 \$6 \$4 \$2
4. Senior Showmanship - Ages 17 & UP	\$10 \$8 \$6 \$4 \$2
5. Champion Showman	Rosette
6. Reserve Champion Showman	Rosette

DEPARTMENT 10



SECTION A-9-1 4-H AND FFA RABBITS



4-H Building Exhibits Information

1. FFA Member exhibits must arrive at the 4-H Building from 8:00 until 2:00 on Saturday August 5th.
2. 4-H members will bring their exhibits to the 4-H Building once they have completed round-up.
3. All exhibits entered must have the proper completion materials.
4. Exhibits must be picked up on Sunday August 13th from 10:00 until 2:30. Left exhibits will be brought to the Penn State Extension Office and held for no more than 30 days.
5. Posters that will go on to Farm Show must be 14x22"
6. Project set-up is open Monday and is the responsibility of the club or group. All others will displayed nicely. Due to limited space we ask that groups keep projects closely together.

SECTION A-10-1 4-H MODEL HORSE

Note: Only one model horse may be exhibited per member. Members may choose to display a photo in place of bringing the actual model to fair. Models are suggested to be in locked tanks.

CLASS PREMIUMS \$3 \$2 \$1

1. Model Horse Unit 1 - Model Horse wearing a halter made or collected by the exhibitor with lead and tack box.
2. Model Horse Unit 2 - Model Horse wearing a saddle and bridle constructed or collected by exhibitor and set up according to pleasure class.
3. Model Horse Advanced
 - A. Horse with saddle and bridle that have not been previously exhibited in appropriate pleasure or performance class.
 - B. Performance class entry - Model tacked for appropriate class. Include at least one item made to scale for this class.
 - C. Barn/Horse race course, etc. to scale for 1 or more models.
 - D. Exhibit a customized model and 14" X 22" poster explaining the customizing process (hairing, repairing, sculpting,

CLASS PREMIUMS \$3 \$2 \$1

1. Display box
2. Display box
3. Display box

Exhibit an 18" by 12" display box of any phase of the project, focusing on any aspect of horse care, management and safety. Refer to the Roundup Requirement Book.

SECTION A-10-2 HORSELESS HORSE

CLASS	PREMIUMS
1. Display	\$3 \$2 \$1

DEPARTMENT 10



SECTION A-12 4-H & FFA HAY & GRAIN



Premiums \$3 \$2 \$1

CLASS 1 - GRAIN CROPS

- Corn - 6 ears (2022)
- Corn - 3 stalks
- Oats - 1 quart

CLASS 2 - HAY

Hay Sample - long hay only (8" thick section of bale)

SECTION A-13 4-H & FFA VEGETABLES

CLASS Premiums \$3 \$2 \$1

- Vegetable (Year 1 and 2) - 3 different vegetables using numbers below.
- Vegetable (Year 3 and beyond) - 5 different vegetables using numbers below.

Please put your exhibitor number on each plate.

LABEL EACH PLATE OF ENTRY

10 Green Beans	10 Onions (green bunching)
10 Yellow Beans	5 Onion Bulbs (topped)
10 Lima Beans	1 Winter Squash
5 Red Beets (topped)	10 Garden Peas in pods
1 Head Broccoli	1 Pumpkin
1 Pint Brussel Sprouts	5 Gourds (5 specimens)
1 Head Cabbage	5 Parsnips
1 Summer Squash	5 Tomatoes
10 Snap Peas	5 Green Peppers
5 Turnips	5 Red Peppers
5 Carrots (topped)	5 Hot Peppers
1 Head Cauliflower	5 Sweet Peppers
5 Cucumbers (pickling/slicing)	5 Radishes
1 Eggplant	Sweet Corn - 5 ears (husks on)
1 Lettuce (plant in soil)	Potatoes - plate of 5 either red or white

SECTION A-14 4-H AND FFA FRUIT

CLASS Premiums \$3 \$2 \$1

- One started strawberry plant
- Berry's & Brambles

SECTION A -15 4-H & FFA HOME & DAIRY PRODUCTS

Each item must have been made by a 4-H member or FFA student who is enrolled in a food project within the current year. Exhibit must portray the requirements outlined in the project. Foods should be on a paper plate, covered with clear wrap or in a plastic bag. Canned food will be judged on quality, general appearance and container. Use a standard mason-type, clear, quart/pint jar with a **NEW** two-piece lid. All canned foods **NOT** in standard jars and/or with self-sealing lids will be disqualified by the judge.

MUST USE PROJECT BOOK RECIPES

DEPARTMENT 10



SECTION A -15 4-H & FFA HOME & DAIRY PRODUCTS



Premiums \$3 \$2 \$1

CLASS 1. LET'S BAKE QUICK BREADS

- Biscuits-any type (3)
- Muffins-any type (3)
- Loaf—1 Fruit Bread
- Loaf—1 Vegetable or Peanut Butter Bread

CLASS 2. GLOBAL GOURMET

A. One international or cultural baked cake, dessert or bread

labeled with country and recipe.

CLASS 3. COOKING 101

- Granola
- Coffee Cake
- Layer Cake
- Peanut Butter Cookies
- Oatmeal Drop Cookies
- Brownies
- Poster
- Other

CLASS 4. COOKING 201

- Three cheese muffins without bacon
- One 9"X9" banana snack cake
- One 8X8X2" funny cake
- Four snickerdoodle cookies
- Poster on one of the following topics: Meal planning, cooking with ground beef, buying fruits and vegetables, or reading a food label.
- Other

CLASS 5. COOKING 301

- Three of one type of shaped roll
- Two soft pretzels
- One round (or square) of cinnamon rolls (8" or 9" round or square cake pan size) with icing.
- One cinnamon twist or Swedish tea ring
- Poster on one of the following topics: outdoor cooking, slow-cooking, yeast breads, types of flour, types of grain, making butter, or kitchen equipment.
- Other

CLASS 6. COOKING 401

- One loaf of one of the following: German dark rye, French bread, or other yeast bread
- Four pieces of one type of candy: cashew brittle, microwave peanut or pecan brittle caramels, marshmallow fudge, or toffee.
- One small pastry tart (without filling) or four strips of baked pastry exhibited on a salad size paper plate.
- One angel food cake, any flavor, without frosting or icing
- Poster on one of the following topics: Cooking with a double boiler, cooking beans and peas, moist heat cooking methods, dry heat cooking methods, stir-frying, or fruit selection
- Poster containing plans for a party or celebration meal
- Other

DEPARTMENT 10



SECTION A -15 4-H & FFA HOME & DAIRY PRODUCTS



Premiums \$3 \$2 \$1

CLASS 7. YEAST BREADS ON THE RISE

- A. Three (3) yeast rolls
- B. Three (3) pretzels
- C. One (1) loaf or round of yeast bread, such as cheese garden herb or rye
- D. One (1) bread machine loaf or three (3) rolls made in a bread machine

CLASS 8. BREADS AROUND THE WORLD

- A. Loaf or round bread from another country or culture and recipe. (not from the U.S.)
- B. Plate of three (3) rolls, pretzels, tortillas or smaller bread from another country or culture and recipe.

CLASS 9. CAKE DECORATING

- A. Beginner - 8 or 9 " single layer cake using two decorator tips
- B. Intermediate - Cut-Up or Shaped 1 mix cake using 5 decorating techniques
- C. Advanced 1 - Any 2 later cake using 4 tips and at least 2 colors
- D. Advanced 2 - Any 2 layer cake using 4 tips and at least 2 colors, using more advanced techniques
- E. Master - Stacked or tiered cakes. Must be event based (wedding, recognition, etc.) using at least 4 tips and at least 3 colors.
- F. Decorated Sugar Cookie
- G. Sugar Mold Decoration

CLASS 10. CANDY MAKING

- A. Molded solid chocolate candy (1/2 lb.)
- B. Molded filled chocolate candy (1/2 lb.)
- C. Fudge (1/2 lb.)
- D. Mints (1/2 lb.)
- E. Hard candy as toffee, etc. (1/2 lb.)
- F. Other

CLASS 11. MAKE IT WITH MIXES

Exhibit ONE of the following:

- A. Three small plain food items (i.e., cookies or muffins) or one large item (i.e. cake) made with a commercial mix (include mix package with exhibit).
- B. Three small items (i.e., cookies or muffins) or one large item (i.e., cake) that is a variation of the mix OR made with a commercial mix without gluten, fat, or other ingredient.
- C. Poster

CLASS 12. CANNING: Put it Up

- A. One Jar canned item
- B. One Jar dried item

CLASS 13. BEYOND THE GRILL

- A. Poster on one of the following topics: how to pack a cooler or an outdoor foods safety topic
- B. Notebook or collection of 5-10 recipes you have prepared in your project, include at one dutch-oven recipe
- C. Poster with outdoor party preparation time-line
- D. Other

DEPARTMENT 10



SECTION A -15 4-H & FFA HOME & DAIRY PRODUCTS



Class 14. GRILL MASTERS

Premiums \$3 \$2 \$1

- A. Poster on one of the following topics: starting a charcoal grill, starting a gas grill, using a meat thermometer, sauces and marinades, packing tips for grilling off-site, preparing a meal on a grill.

Class 15. SNACK ATTACK

- A. Three oatmeal muffins
- B. Popcorn trail mix (one-cup) in a clear glass covered food container
- C. Three peanut butter cookies
- D. Poster on one of the following topics: nutrient dense foods, choosing fruits and vegetables, reading a nutrition label, or snack selection
- E. Poster record of your physical activity for a week, including time spent and type of activity.
- F. Other

Class 16. SO MUCH FUN WITH KITCHEN CHEMISTRY

- A. Poster
- B. Display



SECTION A-17 4-H AND FFA FLORAL EXHIBITS



Exhibits must be cut flowers grown by the exhibitor and must conform to the number of blooms, spikes, or stems specified in each class. If no number is specified, 5 flowers must be exhibited. The uniformity of height, color, or size is an important factor in evaluating entries. Flowers in each entry must be of one color and variety unless otherwise stated. All leaves must be removed from annuals and perennials. Label each entry of exhibit.

Premiums \$3 \$2 \$1

CLASS 1. MEET THE PLANTS

- A. Exhibit a plant propagated with a 5" x 7" card describing the steps used.

CLASS 2. PLANT SCIENCE (Unit 3) Landscape Gardening

Exhibit the following:

- A. A Landscape plan for the site you landscaped with before and after photographs

CLASS 3. CONTAINER GARDENS

- A. Display one container garden.

CLASS 4. ANNUALS PROJECT (4-H Plant Science Unit 3)

- A. Year 1 - 2 annuals
- B. Year 2 - 3 annuals
- C. Year 3 - 4 annuals
- D. Year 4 - 5 annuals

Uniformity in color, heights, and size (as well as lack of insects or insect damage) will all be considered by the judges.

DEPARTMENT 10



SECTION A-17 4-H AND FFA FLORAL EXHIBITS



ANNUALS PROJECT

Ageratum - 3 stems	Gladiolus - 1 spike
Aster - 5 blooms	Marigolds - 5 blooms
Bachelor Buttons - 5 blooms	Pansy - 5 blooms
Calendula - 5 blooms	Petunia - 5 blooms
Celosia (crested) - 1 stem	Rudbeckia - 5 blooms
Celosia (plume) - 1 stem	Salvia - 5 blooms
Cosmos - 5 blooms	Snapdragons - 5 spikes
Dahlia - 1 bloom	Zinnia - 3 blooms
Gaillardia - 5 blooms	Any other - 5 blooms or spikes

CLASS 5. HERBS (4-H Plant Science Unit 3)

- Year 1** - Exhibit one fresh herb in water (3 stems)
- Year 2** - Exhibit one fresh herb in water (3 stems), one dried and crushed herb (½ cup in a zip-loc bag)
- Year 3** - Exhibit two fresh herbs in water (3 stems each) one dried and crushed herb (½ cup in a zip-lock bag - 2 separate bags)

Premiums \$3 \$2 \$1

CLASS 6. HOUSEPLANTS (4-H Plant Science Unit 3)

- Year 1** - Exhibit one houseplant or one dish garden
- Year 2** - Exhibit two houseplants, two dish gardens, or one of each.
- Year 3** - Exhibit any combination of three house plants and/or dish gardens.
- Year 4** - Exhibit any combination of four house plants and/or dish gardens.

CLASS 7. Hydroponics

A completed experiment from the project with a 5" x 7" card describing the process and results and activity sheets.

CLASS 8. Perennials Project (4-H Plant Science Unit 3)

- Year 1** - Exhibit one perennial
- Year 2** - Exhibit two perennials
- Year 3** - Exhibit three perennials
- Year 4** - Exhibit four perennials

Uniformity in color, heights, and size (as well as lack of insects or insect damage) will all be considered by the judges.

Chrysanthemums - 5 blooms	Miniature Rose - 1 flower
Delphiniums - 1 spike	Sweet Peas - 5 blooms
Dianthus - 5 blooms	Phlox - 1 stem
Tiger Lily - 1 stalk	Johnny Jump Ups - 5 blooms
Day Lily - 1 stalk	Coneflowers - 5 blooms
Floribunda Rose - 1 flower	Baby's Breath - 1 stalk
Hybrid Tea Rose - 1 flower	Any Other - 5 blooms

DEPARTMENT 10



CLASS 9. Floral Design

- Vase Arrangement
- Table Arrangement in foam
- Corsage or boutonniere
- Event Design



DEPARTMENT 10



SECTION A-18 4-H AND FFA NEEDLECRAFT



Each article must have been made by a 4-H member or FFA student within the current year. Each article must be part of the specific project(s) in which the member or student is enrolled within the current year.

Premiums \$3 \$2 \$1

CLASS 1 — SEW MUCH FUN

- A. Pants, shorts, skirt with elastic or drawstring waistband
- B. Apron with elastic or drawstring waistband
- C. Shirt, top or blouse with casing or simple closure
- D. Costume, night clothes or dress with casing or simple closure
- E. "Instant" top, skirt, or dress or cut-out or sweat pants
- F. Other simple garment

Premiums \$3 \$2 \$1

CLASS 2 — SEW MUCH MORE

- A. Travel kit, sewing caddy or pocket on beach towel
- B. Draft dodger
- C. Potholders or mitt
- D. Pillow
- E. Pajama tote, laundry, or gym bag
- F. Simple household item
- G. Wall hanging
- H. Other Item not a Garment

CLASS 3 — STITCH BY STITCH

- A. Sampler with a variety of hand stitches, buttons or patches
- B. Hand-stitched large item
- C. Two totally hand-stitched small items

CLASS 4 — KNITS

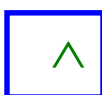
- A. Knit t-shirt or sweatshirt
- B. Knit dress
- C. Knit outfit
- D. Outfit using both knit and woven construction

CLASS 5 — COORDINATES

- A. Simple top, vest or poncho and a skirt with a waistband or facing
- B. Simple top, vest or poncho and slacks or shorts with a waistband or facing
- C. Simple top, vest or poncho and a jumper or jumpsuit with a facing
- D. Simple Dress (shift or jumper)

CLASS 6 — SEPARATES

- A. Two (or more) piece non-tailored outfit
- B. Dress or two-piece dress that is more advanced than the one described in the "Coordinates" project
- C. Coat or jacket (non-tailored)
- D. Long sleeve, button-down blouse



DEPARTMENT 10



SECTION A-18 4-H AND FFA NEEDLECRAFT



Premiums \$3 \$2 \$1

CLASS 7 — ACCESSORIES

- A. Exhibit a grouping of three (3) different sewn accessories. (Paired items, such as gloves, count as one (1) item.)

CLASS 8 — TIME SAVING SEWING

- A. A garment using a time saving pattern or one that features a unique technique. The pattern instructions or information on the technique must be included
- B. A sampler of sewing using sewing machine attachments
- C. One pressing aids

CLASS 9 — SEWING FOR OTHER PROJECTS AND OTHER PEOPLE

- A. Garment for another person with photo of person wearing garment
- B. Other item or garment displayed along with a photograph of how it is used. Ex. Horse item, toy, etc.

CLASS 10 — CREATE YOUR OWN PROJECT

- A. Display a poster or garment produced in the project

CLASS 11 — TAILORING

- A. Tailored Jacket or Coat
- B. Tailored Ensemble

CLASS 12 — FORMAL WEAR

- A. Special Occasion Garment

CLASS 13 — DESIGN

- A. A garment or textile with applied design
- B. A garment or textile created/woven from an original design
- C. Recycled or remade garment with before photo or drawing

CLASS 14 — CLOSET CONNECTION

- A. Closet or storage aid made by member and before and after photos of closet and/or other storage

CLASS 15 — WARDROBE PLANNING

- A. A completed wardrobe plan with inventory for mixing and matching garments.

CLASS 16 — SHOPPING (Note: This is one-year project)

- A. A poster or display of the outfit you purchased or your expanded wardrobe or cost comparison between 2 garments or 3 different stores.

CLASS 17 — FABRIC WEAVING

- A. Cloth or textile made on a loom of some type (with photo or drawing of loom)
- B. Homemade loom or poster showing photos of loom and how to use a loom or equipment used in weaving.
- C. Goat Fiber—Spin making mohair or felt and also a poster and needle felt project

DEPARTMENT 10



SECTION A-18 4-H AND FFA ARTS & CRAFTS



Premiums \$3 \$2 \$1

CLASS 18 — CROCHET

Beginner

- A. One small crocheted item and sample of chain stitch
- B. One article larger than the item exhibited during the members first year project.

Advanced

- C. One article from the project list. (Paired items such as mittens count as one article)
- D. One crocheted garment
- E. One large article, such as an afghan or bedspread

CLASS 19 — KNITTING

Beginner

- A. One small knitted article from the project list. (Paired items, such as slippers count as one article)

Advanced

- B. One small knitted article from the project list. (Paired items, such as socks count as one article)
- C. One knitted garment

CLASS 20—QUILT QUEST

- A. Pillow
- B. Table runner or 2 place mats
- C. Wall hanging or patchwork block
- D. Quilt (under 60" X 90")
 1. Tied
 2. Machine quilted
- E. Patchwork block quilt (over 60" X 90")
 1. Tied
- F. Log cabin or pattern quilt
- G. Strip piecing
 1. Wall hanging, pillow, or tote bag
 2. Garment (including vests)
 3. Quilt top
- H. Hand quilted version of any one of the above items
- I. Applique

DEPARTMENT 10



SECTION A-18 4-H AND FFA ARTS & CRAFTS



Each article must have been made by a 4-H or FFA member who is enrolled in a related Arts & Crafts Project within the current year.

KITS ACCEPTED UNLESS SPECIFIED AS PART OF THE PROJECT

Premiums \$3 \$2 \$1

CLASS 1 — ARTS & CRAFTS

- A. Needlepoint—refer to Roundup Requirements for stitch requirements
 1. Year 1—Sampler design on plastic/fabric base
 2. Year 2—More advanced design on plastic/fabric base
 3. Year 3—Original design on canvas only
- B. Counted Cross Stitch
 1. Beginner - ornament or small item
 2. Intermediate - Item completed for use, minimum 5"x7"
 3. Advanced - more difficult project using metallic threads or color shading.
- C. Embroidery
 1. Beginner— minimum of three stitches, must be able to view back.
 2. Intermediate - minimum of six different
- D. Pattern & Texture
 1. Tin Punch on a flat surface
 2. Tin Punch on a flat surface, complex design
 3. Tin Lantern, use a tin can
- E. Latch Hook
 1. Year 1—Minimum of 10" x 10", must be able to view back
 2. Year 2—Large size design, finished to use
- F. Decoupage - wood based project
 1. Year 1—One item with a picture on it.
 2. Year 2—One item, more advanced, with a picture on it.
- G. Stencil
 1. Year 1—Usually on wood
 2. Year 2—Different techniques on fabric
 3. Year 3—Different techniques on metal
 4. Year 4—Cut own stencil, display stencil and picture on 8'x10'
- H. Basketry
 1. Melon
 2. May (egg)
 3. Berry
 4. Star
 5. Carousel Corn
 6. Coil
 7. Twill
 8. Apple
 9. Shaker cheese
 10. Corn Basket
 11. Completed 9 yrs. & basket of your choice
 12. Other

DEPARTMENT 10



SECTION A-19 4-H AND FFA ARTS & CRAFTS



Premiums \$3 \$2 \$1

- I. T-Shirt Painting or Sweatshirt painted by member
 1. 8 to 9 years old
 2. 10 to 13 years old
 3. 14 to 18 years old
- J. Crafts
 1. Tye Dying
 - a. Beginner—2 color
 - b. intermediate—2 or more colors
 - c. Advanced— design
 - d. Other
 2. Macramé
 - a. Year 1 project
 - b. Year 2 project
 - c. Advanced
 3. Padded Album or Picture Frame
 - a. Year 1 - padded album
 - b. Year 2 - padded album with padded frame on cover
 4. Paper bag craft
 5. Fleece
 - a. Throw
 - b. Scarf
 - c. Other
 6. Printed cards or stationery
 - a. First Year
 - b. Advanced
 7. Quilling
 - a. Beginner—5" x 7" size
 - b. Advanced—8" x 10" minimum size
 8. Holiday crafts
Create a craft from a Holiday in the below seasons:
 - a. Winter
 - b. Spring
 - c. Summer
 - d. Fall
 - e. Christmas
 9. Paper twist lined basket
 10. Grapevine wreath
 - a. Beginner - 2 years
 - b. Advanced - 2 years
 11. Candlemaking—exhibit one candle per member (a different one each year).
 - a. Ice candle
 - b. Molded candle, decorated
 - c. Dipped candle
 - d. Gel candle
 - e. Sand candle
 - f. Beeswax
 - g. Carved
 12. Rug Weaving—minimum 36" long
 - a. Rug - 1 color
 - b. Rug - 2 colors
 - c. Rug - 3 or more colors woven creatively
 13. Leather work
 - a. Beginner - Stamped or carved item
 - b. Intermediate - Stamped or carved item with lacing
 - c. Advanced - Item using carving, tooling, and/or advanced techniques

DEPARTMENT 10



SECTION A-19 4-H AND FFA ARTS & CRAFTS



Premiums \$3 \$2 \$1

14. Creative Scrap booking
 - a. Beginner—Minimum of 6 theme pages
 - b. Intermediate— Minimum of 9 theme pages
 - c. Advanced—Minimum of 12 theme pages
15. Palette of Fun With Arts & Crafts: complete 1 activity from each unit or complete all activities in 1 unit.
Completed Palette Of Fun Check sheet required.
 - a. Unit 1: Cutting & Pasting
 - b. Unit 2: Drawing
 - c. Unit 3: Painting
 - d. Unit 4: Sculpting
 - e. Unit 5: Printing
 - f. Unit 6: Fiber
 - g. Unit 7: 3D Construction
 - h. One from Each Unit
 1. Ages 8-12
 2. Ages 13-18
16. Sketchbook Crossroads
 - a. Drawing—Three matted drawings ready for hanging
 1. Ages 8-12
 2. Ages 13-18
 - b. Fiber—Three completed works ready for Display
 1. Ages 8-12
 2. Ages 13-18
 - c. Sculpture—Three completed works from project.
 1. Ages 8-12
 2. Ages 13-18
 - d. Three works — one item from each of the above categories.
 1. Ages 8-12
 2. Ages 13-18
17. Portfolio Pathways
(All items should be ready to hang or display).
 - a. Painting—Three completed paintings
 - b. Printing—Three matted or framed prints
 - c. Graphic design—Three graphic designs, cards attached
 - d. Three works—One item from each of the above categories.
18. Collectables—**Refer to Roundup Requirements**
Bring 15 items or pictures of items too valuable to show.
19. Duct Tape
 - a. Covering an Item
 - b. Accessory small
 - c. Accessory large
 - d. Clothing
 - e. Other
20. Wool Craft
 - a. Spun Yarn (at least 4 yards)
 - b. Needle Felted Item
 - c. Wet Felted Item
 - d. Other
21. Wire Craft
22. Club Craft

DEPARTMENT 10



SECTION A-19 4-H AND FFA ARTS & CRAFTS



Premiums \$3 \$2 \$1

CLASS 2 — PHOTOGRAPHY:

Photographs should be in an album or three ring notebook. Photographs exhibited previously at the fair may not be included in this collection.

- A. Level 1—Focus on Photography: Minimum of 15 photographs in a photograph album or three-ring notebook. Photographs from Level 1 may not be included in your collection in subsequent years.
 1. Year 1
 2. Year 2
- B. Level 2—Controlling the Image: Minimum of 25 photographs.
 1. Year 1
 2. Year 2
- C. Level 3 -- Mastering Photography. Minimum of 35 photographs.
 1. Year 1
 2. Year 2

CLASS 3 — FAMILY RELATIONS Premiums \$3 \$2 \$1

- A. Childcare
 1. Children Can Be Fun
 - a. Display a paper bag puppet & items you made .
 2. Babysitting Beginnings
 - a. Year 1-Display an accordion book & babysitters tool kit..
 - b. Year 2-Display a handmade educational toy or game for a preschool or elementary-age child. Specify the age of the child the item is for, and provide written directions and a description of the purpose and goals of the game or toy.
 - c. Year 3+ Display advanced educational material or activity.
 3. Kids In Control
 - a. Exhibit a poster (14" x 22") or display box (18" x 12") .
 4. On My Own & OK
 - a. Exhibit a poster (14" x 22") or display box (18" x 12")
- B. Rub Elbows with Your Ancestor
 1. Three (3) survey sheets, pictures of tombstones and project story displayed in a three ring notebook.
- C. Genealogy
 1. Unit 1 - Ancestor Chart and family information sheets of you & your parents.
 2. Unit 2 - Ancestor Chart and family information sheets of your Grandparents and Great Grandparents.
 3. Unit 3 - Extended family beyond grand and great-grandparents. Information and ancestor chart.
- D. Generation Celebration
 1. Exhibit completed project book with photographs and simple pleasure items.

CLASS 4 — STEP UP TO LEADERSHIP

Refer to roundup req. book
Display one of the items listed in the roundup requirement book.

- A. Grades 3-5
- B. Grades 6-8
- C. Grades 9-12

DEPARTMENT 10



SECTION A-19 4-H AND FFA ARTS & CRAFTS



Premiums \$3 \$2 \$1

CLASS 5 — HEALTH...It's Your Choice

- A. Discovering Myself (grades 3 to 4)
 1. Exhibit a poster illustrating an activity or model lung as described in activity 1a
- B. Fun With Friends (grades 5 to 6)
 1. Exhibit a poster illustrating an activity or model
- C. First Aid:
 1. Year 1 and 2
Exhibit a poster illustrating an activity or model.
 2. Year 3—exhibit your first aid kit and cards.
- D. Staying Healthy
 1. Exhibit a poster illustrating a smart activity
- E. Keeping Fit
 1. Exhibit a 3 ring binder of 4 activities.

Premiums \$3 \$2 \$1

CLASS 6—THEATRE ARTS

- A. Display puppets and play script
- B. Display stage design. Must include an 8.5" X 11" sheet of paper that includes the play's title, a brief summary of the play, the cast of main characters, and a description of the scene(s) for which the stage design is to be used.
- C. Display costume. Must include an 8.5" X 11" sheet of paper that includes the play's title, a brief summary of the play, the name of the character for whom the costume was designed, and a description of the costume.
- D. Display prop and a copy of your script.

CLASS 7—EXPLORING THE TREASURES OF 4-H

- A. Display the outline of your body with the *Head, Heart, Hands, and Health* lists written on it (see Page 6 of project book).
- B. Display your treasure box (see Page 8 of project book).
- C. Display a poster showing your collection of 4-H information (see page 20 of project book).

Class 8 — Self Determined

Must be approved by county educator

- A. Poster featuring project
- B. 3 dimensional display featuring project
- C. Item Made

Class 9 — Cloverbud

One item only - the rest must go to the open show.

- A. Craft—DISPLAY ONLY Cloverbuds cannot be judged.

Class 10— Service Learning

- A. Picture Story

Class 11— Learning to Earn

- A. Poster
- B. Sample of 1-3 goods produced

Class 12 — Financial Champions

- A. Level 1
- B. Level 2

DEPARTMENT 10



SECTION A-20 4-H AND FFA GROUP EXHIBITS



4-H and FFA Group Exhibits. DO NOT bring an exhibit without a reservation. Preregister your exhibit with Penn State Cooperative Extension Service, 118 Main St., County Bldg., Wellsboro, PA 16901, **by June 1, 2023.**

**Premiums \$50 \$45 \$40 \$35 \$30
and \$30 for each worthy exhibit**

**Theme for educational displays: Contact Extension Office
Each group may enter only 1 display category.**

CLASS 1. 4-H

- A. **Club**-display should market and educate the public about 4-H and what your club is about. Using the fair theme encouraged.
- B. **Educational**-must use the educational topic/theme provided.

CLASS 2. FFA

- A. **Promotional**-Display should market and educate about FFA and your chapter.
- B. **Educational**-Should reflect PA Farm Show rules and themes for FFA Displays.

DEPARTMENT 10



SECTION A-24 4-H AND FFA NATURAL RESOURCES



Premiums \$3 \$2 \$1

CLASS 1 — WILDLIFE ACTIVITY

MAKE ONE EXHIBIT (POSTER SHOULD BE 14 X 22)
SHOWING WHAT YOU HAVE LEARNED OR DONE IN
THE WILDLIFE PROJECT. BRING YOUR EXHIBIT IN A
BOX THAT IS LABELED WITH YOUR NAME AND THE
ITEMS IN YOUR EXHIBIT.

- A. Birds
- B. Mammals
- C. Reptiles/Amphibians
- D. Habitat
- E. Fly Tying
- F. Skills
- G. Miscellaneous

CLASS 2 — WOODWORKING FOR WILDLIFE

- A. Woodworking project & poster (14"x22")
 1. Bird House
 2. Bird Feeder
 3. Mammal House
 4. Other

CLASS 3 — WILDLIFE IS ALL AROUND US

COMPLETED PROJECT AND EXHIBIT

- A. Wildlife Detective
 1. Poster
 2. Shoebox Diorama
- B. Spring — Birdhouse
- C. Summer — Labeled track cast
- D. Fall — Backyard habitat sketch
- E. Winter — Feeder

DEPARTMENT 10



SECTION A-24 4-H AND FFA NATURAL RESOURCES



Premiums \$3 \$2 \$1

F. Endangered Species

1. Book and drawing or construction an ultimate predator
2. Poster or display of threatened or endangered animal and want to prevent extinction.

G. Free Lance

Premiums \$3 \$2 \$1

CLASS 4 — WILDLIFE Ecologist & Manager

A. Ecologist

1. Poster
2. Journal

B. Manager

1. Poster
2. Journal

CLASS 5 — SPORT FISHING

A. Take the Bait

1. Poster with photos or drawings of 7 species of fish.
2. Poster with three types of tackle, labeled.
3. Poster with five types of bait, labeled.

B. Reel in the Fun

1. Poster
2. Poster with the 5 fishing knots labeled. Knots should be tied and attached to the poster.
3. Fly wallet with wooly bugger fly.

C. Cast Into the Future

1. Poster
2. Item Made

CLASS 6 — FORESTRY

A. Adopt A Tree - exhibit album

B. Treetop:

1. Year 1 —Touchbox (page 26)
2. Year 2 —Leaves Sun Loving and Shade Tolerant Trees page (43)

C. Trees & Me = Forestry

1. Year 1—Display showing your favorite tree (page 10) or leaves, twigs, seeds, or stems of 6 or more tree species (page 16).
2. Year 2—Display seed collection of at least 8 seeds in a box, grouped and labeled (page 28).
3. Year 3—Plan metric-map orienteering Activities (page 42).

D. Advancing in Forestry

1. Year 1—Album of Completed Activities
2. Year 2—Album of Completed Activities

DEPARTMENT 10



SECTION A-24 4-H AND FFA NATURAL RESOURCES



Premiums \$3 \$2 \$1

CLASS 7 — OUTDOOR ADVENTURES-Exhibit a poster about an activity that you completed.

- A. Hiking
 - 1. Tioga County Hiking Locations/Trails
 - 2. Planning, preparation and packing for a hike
 - 3. Hiking Safety
- B. Camping
 - 1. Poster on camping gear
 - 2. Poster on eight (8) knots
 - 3. Journal from camping trip with pictures and stories.
- C. Back Packing
 - 1. Poster

CLASS 8 — 4-H CAMP

- A. Journal
- B. Scrapbook

CLASS 9 — WATER CONSERVATION-Display a poster

- A. Water usage and conservation
- B. Properties of water

CLASS 10 —ROCKS & FOSSILS

- A. Shoebox diorama showing photos of your activities, incl. 3 rocks and/or fossils labeled with name of specimen and date, time, and place found.
- B. Diorama, poster or display of activities and field trip. Include an opened geode

CLASS 11 — MAPLE SYRUP

- A. Year 1 — 1 quart maple syrup
- B. Year 2 — at least 1/2 pound of maple cream
- C. Year 3 — One each: 1 quart maple syrup, at least 1/2 lb. maple cream, 1 lb. Cake maple sugar OR an educational display about making maple syrup. Display must include one of the above products.

CLASS 12 — GPS/GIS

- Exhibit a poster that does one of the following. (Include photos, pictures, or drawing to help relay your information):
- A. Explains how a GPS works
 - B. Describes your geocaching experience.
 - C. Describes how you established your own geocache

DEPARTMENT 10



SECTION A-24 4-H AND FFA NATURAL RESOURCES



Premiums \$3 \$2 #1

CLASS 13 -- HONEY

- A. Year 1
 - 1. Jar of Honey
 - 2. Poster
- B. Year 2
 - 1. Jar of Honey with Honeycomb
 - 2. Poster
- C. Year 3
 - 1. Poster and Jar of Honey
- D. Year 4 Self Determined - Item of choice

Class 14– Invasive Species

- A. Level 1
 - 1. Poster
 - 2. Diorama
- B. Level 2
 - 1. Poster
 - 2. Diorama

Class 15– Exploring the Environment

- A. Level 1
 - 1. Poster
 - 2. Diorama
- B. Level 2
 - 1. Poster
 - 2. Diorama

Class 16– Rain to Drain

- A. Level 1– Poster
- B. Level 2– Poster



SECTION A-26 4-H & FFA ENGINEERING



Premiums \$3 \$2 \$1

CLASS 1 —ELECTRIC EXCITEMENT

(A different item must be made and exhibited for each year in the project.)

- A. Electric 1:
 - Year 1. Exhibit a simple working circuit using a light, buzzer, lamp, or other electric-powered object.
 - Year 2. Exhibit an electromagnet, galometer, or motor
- B. Electric 2 — Exhibit a simple telegraph, burglar alarm or rocket launch system. (Make a different one each year.)
- C. Electric 3 — Exhibit one of the following:
 - 1. Electrical tool & supply kit with items labeled.
 - 2. Poster of floor plan(s) of your home (min. of 5 rooms) showing location of the service entrance panel and all switches, receptacles, and fixtures, using appropriate symbols.
 - 3. A switch, labeled as either single pole or three-way, correctly wired.
- D. Electric 4 — Exhibit one of the following. (Make a different one each year.)
 - 1. Working integrated circuit.
 - 2. LED circuit with blinking light.
 - 3. Alarm built using photocell or an intruder alarm

DEPARTMENT 10



SECTION A-26 4-H & FFA ENGINEERING



Premiums \$3 \$2 \$1

CLASS 2 — WOOD SCIENCE

Refer to Roundup Requirements

- A. Measuring UP
- B. Making the Cut
- C. Nailing it Tougher
- D. Finishing It Up
- E. Free Lance Project
 - 1. Small Furniture
 - 2. Large Furniture
 - 3. Small Item
 - 4. Large Item

CLASS 3 — BICYCLE ADVENTURES

Exhibit a poster (14" x 22") regarding any phase of the Bicycle project.

- A. Unit 1
- B. Unit 2
- C. Unit 3

CLASS 4 — SHOOTING SPORTS

Refer to Roundup Requirements

- A. Air Rifle
- B. Advanced Air Rifle
- C. Air Pistol
- D. Advanced Air Pistol
- E. .22 Rifle
- F. Archery
- G. Shotgun
- H. Shooting Sports Craft— Display Item Made
- I. Muzzleloader

CLASS 5—SMALL ENGINES

- A. Crank It Up
- B. Warm It Up
- C. Level 3:
 - 1. Troubleshooting—Poster or display on troubleshooting an engine, how the problem was identified, and how it was fixed.
 - 2. Starting a Business—Display or poster on the research done in consideration of starting a small engine business.

DEPARTMENT 10



SECTION A-26 4-H & FFA ENGINEERING



CLASS 6 — MODEL ROCKET

- A. Beginning:
 - 1. Exhibit a single-stage rocket (simple tube design)
 - 2. Exhibit a single-stage rocket (more advanced design)
- B. Advanced:
 - 1. Exhibit a basic multi-stage rocket
 - 2. Exhibit a more advanced multi-stage rocket

CLASS 7 — BOTTLE ROCKETRY

- A. Ages 8-12:
 - 1. First year: Exhibit bottle rocket and launch record.
 - 2. Second year: Exhibit bottle rocket and poster explaining one of the experiments and your
- B. Ages 13 and over: (Must complete project on one year).
Exhibit bottle rocket and poster explaining one of the experiments and your results.

CLASS 8 — WIND POWER

- A. Year 1: Exhibit a wind-powered boat of your own design. Include a chart of the pros and cons of wind power.
- B. Year 2: Exhibit a poster (14" X 22") on turbines.
- C. Year 3: Display your own turbine. In your exhibit, include information on the effects of pitch on the blades and how it changes the energy produced.

CLASS 9 — ROBOTICS

- A. Level 1
 - 1. Module 1 (Marshmallow Catapult)
 - 2. Module 2 (Pneumatic Arm)
 - 3. Module 3 (Gripper)
- B. Level 2
 - 1. Module 1 (Clipmobile)
 - 2. Module 2 (Can Can Robot)
 - 3. Module 3 (Es Car Go Vehicle)
 - 4. Module 4 (Sea Hunt Rover)
- C. Level 3
 - 1. Module 1,2 (Wall Following Robot)
 - 2. Module 3 (Design and Build A Robot)

CLASS 10 — ELECTRICITY

- A. Magic of Electricity
- B. Investigating Electricity
- C. Wired for Power
- D. Entering Electronics

DEPARTMENT 10



SECTION A-26 4-H & FFA ENGINEERING



Premiums \$3 \$2 \$1

CLASS 11 — AEROSPACE

- A. Poster

CLASS 12 — WATER PROJECT

- A. Poster

CLASS 13 — ROCKETS TO THE RESCUE

- A. Poster

CLASS 14 — WELDING

- A. Year 1—4x6" piece of steel 3 upper case letters.
B. Year 2— Horseshoe clover
C. Year 3— Create a small item of your choice.
D. Year 4+ - Item of Choice

DEPARTMENT 10



SECTION A-27 4-H AND FFA ENTOMOLOGY



Premiums \$3 \$2 \$1

CLASS 1 — ENTOMOLOGY

- A. Year 1-25 different insects representing 5 insect orders.
B. Year 2-50 different insects representing 7 insect orders.
C. Year 3-70 different insects representing 9 insect orders.
D. Year 4-90 different insects representing 10 insect orders.
E. Creepy Crawlers—Exhibit a poster, display or model
F. Pest Patrol—Exhibit a poster

CLASS 2 — STEM Challenge

- A. Poster
B. Picture Story

CLASS 3 — Embryology

- A. Poster
B. Picture Story

CLASS 4 — Animal Science

- A. Create a Poster or Display on a scientific topic about your species.

DEPARTMENT 10



SECTION A-28 4-H & FFA VETERINARY SCIENCE



Premiums \$3 \$2 \$1

CLASS 1—Exhibit a poster or display on one of the titles below

- A. Level 1—Airedales to Zebras poster titles.
1. Year 1—Roles of the animal of your choice.
2. Year 2—Diagrams of the life stages of one or two animals.
3. Year 3—Common diseases an of animal.
- B. Level 2—All Systems Go poster titles
1. Year 1—A disease and its effect on various body systems.
2. Year 2—The importance of colostrum for newborn animals.
3. Year 3—A vaccination and parasite control program for one species, including diseases and parasite the treatments are intended to prevent
- C. Level 3—On the Cutting Edge poster titles
1. Year 1—Reproductive tracts and cycles of a species of your choice.
2. Year 2—Genetic diseases and hereditary conditions of a species and their effects.
3. Year 3—Careers in veterinary medicine

DEPARTMENT 10



SECTION A-29 4-H AND FFA SMALL ANIMALS



CLASS 1

Premiums \$3 \$2 \$1

- A. Pet Care - Exhibit a poster as per Roundup Book
- B. Cat:
1. Year 1—Poster or Scrapbook
2. Year 2—Poster or Scrapbook
3. Year 3—Poster or Scrapbook
- C. Dog: 1. Picture Story
- D. Herpetology
1. Scrapbook
- E. Cavy—Guinea Pig
1. Poster
2. Scrapbook
- F. Pocket Pets
1. Poster
2. Scrapbook

For more information about Department 10
Please contact the Tioga County Penn State
Extension 4-H Office

118 Main Street
Wellsboro, PA 16901

(570)724-9120

TiogaExt@psu.edu